

UNITED STATES  
SECURITIES AND EXCHANGE COMMISSION  
WASHINGTON, D.C. 20549

SCHEDULE 14A  
(Rule 14a-101)

INFORMATION REQUIRED IN PROXY STATEMENT  
SCHEDULE 14A INFORMATION  
Proxy Statement Pursuant to Section 14(a) of the  
Securities Exchange Act of 1934

Filed by the Registrant ☒

Filed by a Party other than the Registrant ☐

Check the appropriate box:

- ☐ Preliminary Proxy Statement  
☐ Confidential, For Use of the Commission Only (as permitted by Rule 14a-6(e)(2))  
☐ Definitive Proxy Statement  
☒ Definitive Additional Materials  
☐ Soliciting Material Pursuant to § 240.14a-12

**LANDCADIA HOLDINGS, INC.**

(Name of Registrant as Specified In Its Charter)

(Name of Person(s) Filing Proxy Statement, if Other Than the Registrant)

Payment of Filing Fee (Check the appropriate box):

- ☒ No fee required.  
☐ Fee computed on table below per Exchange Act Rules 14a-6(i)(1) and 0-11.

(1) Title of each class of securities to which transaction applies:

(2) Aggregate number of securities to which transaction applies:

(3) Per unit price or other underlying value of transaction computed pursuant to Exchange Act Rule 0-11 (set forth the amount on which the filing fee is calculated and state how it was determined):

(4) Proposed maximum aggregate value of transaction:

(5) Total fee paid:


- ☐ Fee paid previously with preliminary materials.  
☐ Check box if any part of the fee is offset as provided by Exchange Act Rule 0-11(a)(2) and identify the filing for which the offsetting fee was paid previously. Identify the previous filing by registration statement number, or the form or schedule and the date of its filing.

(1) Amount previously paid:

(2) Form, Schedule or Registration Statement No.:

(3) Filing Party:

(4) Date Filed:



**Potential Business Combination  
between Landcadia Holdings,  
Inc. and Waitr Incorporated**

May 2018

# Important Information

This investor presentation ("Investor Presentation") is for informational purposes only and does not constitute an offer to sell, a solicitation of an offer to buy, or a recommendation to purchase any equity, debt or other financial instruments of Landcadia Holdings, Inc. ("Landcadia") or Waitr Incorporated ("Waitr") or any of Landcadia's or Waitr's affiliates. The Investor Presentation has been prepared to assist parties in making their own evaluation with respect to the proposed business combination (the "Business Combination"), as contemplated in the Agreement and Plan of Merger (the "Merger Agreement"), of Landcadia and Waitr and for no other purpose. It is not intended to form the basis of any investment decision or any other decision in respect of the Business Combination. The information contained herein does not purport to be all-inclusive. The data contained herein is derived from various internal and external sources. No representation is made as to the reasonableness of the assumptions made within or the accuracy or completeness of any projections or modeling or any other information contained herein. Any data on past performance or modeling contained herein is not an indication as to future performance. Landcadia and Waitr assume no obligation to update the information in this Investor Presentation.

## Important Information About the Business Combination and the Extension and Where to Find It

In connection with the proposed Business Combination, Landcadia intends to file a preliminary proxy statement and a definitive proxy statement with the United States Securities and Exchange Commission ("SEC"). In addition, Landcadia has filed a preliminary proxy statement and intends to file a definitive proxy statement to be used at its special meeting of stockholders to approve an extension of time in which Landcadia must complete a business combination or liquidate the trust account that holds the proceeds of Landcadia's initial public offering (the "Extension"). Landcadia will mail the definitive proxy statement relating to the Extension to its stockholders of record as of May 10, 2018. Landcadia's stockholders and other interested persons are advised to read, when available, the preliminary proxy statements and the amendments thereto and the definitive proxy statements and documents incorporated by reference therein filed in connection with the Extension and the Business Combination, as these materials will contain important information about the Extension, Waitr, Landcadia and the Business Combination. When available, the definitive proxy statement and other relevant materials for the Business Combination will be mailed to stockholders of Landcadia as of a record date to be established for voting on the Business Combination. Stockholders will also be able to obtain copies of the preliminary proxy statements, the definitive proxy statements and other documents filed with the SEC that will be incorporated by reference therein, without charge, once available, at the SEC's web site at [www.sec.gov](http://www.sec.gov), or by directing a request to: Landcadia Holdings, Inc., 1510 West Loop South, Houston, Texas 77027, Attention: General Counsel, (713) 850-1010.

## Participants in the Solicitation

Landcadia and its directors and executive officers may be deemed participants in the solicitation of proxies from Landcadia's stockholders with respect to the Business Combination and the Extension. A list of the names of those directors and executive officers and a description of their interests in Landcadia is contained in Landcadia's annual report on Form 10-K for the fiscal year ended December 31, 2017, which was filed with the SEC and is available free of charge at the SEC's web site at [www.sec.gov](http://www.sec.gov), or by directing a request to Landcadia Holdings, Inc., 1510 West Loop South, Houston, Texas 77027, Attention: General Counsel, (713) 850-1010. Additional information regarding the interests of such participants will be contained in the proxy statement for the Business Combination and the Extension when available.

Waitr and its directors and executive officers may also be deemed to be participants in the solicitation of proxies from the stockholders of Landcadia in connection with the Business Combination. A list of the names of such directors and executive officers and information regarding their interests in the Business Combination will be included in the proxy statement for the Business Combination when available.

## Forward-Looking Statements

This presentation includes "forward-looking statements" within the meaning of the "safe harbor" provisions of the Private Securities Litigation Reform Act of 1995. Landcadia's and Waitr's actual results may differ from their expectations, estimates and projections and consequently, you should not rely on these forward-looking statements as predictions of future events. Words such as "expect," "estimate," "project," "budget," "forecast," "anticipate," "intend," "plan," "may," "will," "could," "should," "believes," "predicts," "potential," "continue," and similar expressions are intended to identify such forward-looking statements. These forward-looking statements include, without limitation, Landcadia's and Waitr's expectations with respect to future performance and anticipated financial impacts of the Business Combination, the satisfaction of the closing conditions to the Business Combination and the timing of the completion of the Business Combination. These forward-looking statements involve significant risks and uncertainties that could cause the actual results to differ materially from the expected results. Most of these factors are outside Landcadia's and Waitr's control and are difficult to predict. Factors that may cause such differences include, but are not limited to: (1) the occurrence of any event, change or other circumstances that could give rise to the termination of the Merger Agreement; (2) the outcome of any legal proceedings that may be instituted against Landcadia and Waitr following the announcement of the Merger Agreement and the transactions contemplated therein; (3) the inability to complete the Business Combination, including due to failure to obtain approval of the stockholders of Landcadia or other conditions to closing in the Merger Agreement; (4) the occurrence of any event, change or other circumstance that could give rise to the termination of the Merger Agreement or could otherwise cause the transaction to fail to close; (5) the receipt of an unsolicited offer from another party for an alternative business transaction that could interfere with the proposed Business Combination; (6) the inability to obtain or maintain the listing of the post-acquisition company's ordinary shares on Nasdaq following the business combination; (7) the risk that the Business Combination disrupts current plans and operations as a result of the announcement and consummation of the Business Combination; (8) the ability to recognize the anticipated benefits of the Business Combination, which may be affected by, among other things, competition, the ability of the combined company to grow and manage growth profitably and retain its key employees; (9) costs related to the Business Combination; (10) changes in applicable laws or regulations; (11) the possibility that Waitr or the combined company may be adversely affected by other economic, business, and/or competitive factors; and (12) other risks and uncertainties indicated from time to time in the proxy statement relating to the Business Combination, including those under "Risk Factors" therein, and in Landcadia's other filings with the SEC. Landcadia cautions that the foregoing list of factors is not exclusive. Landcadia cautions readers not to place undue reliance upon any forward-looking statements, which speak only as of the date made. Landcadia does not undertake or accept any obligation or undertaking to release, publicly any updates or revisions to any forward-looking statements to reflect any change in its expectations or any change in events, conditions or circumstances on which any such statement is based.

## No Offer or Solicitation

This presentation shall not constitute a solicitation of a proxy, consent or authorization with respect to any securities or in respect of the Business Combination. This presentation shall also not constitute an offer to sell or the solicitation of an offer to buy any securities, nor shall there be any sale of securities in any state or jurisdictions in which such offer, solicitation or sale would be unlawful prior to registration or qualification under the securities laws of any such jurisdiction. No offering of securities shall be made except by means of a prospectus meeting the requirements of section 10 of the Securities Act of 1933, as amended.

## Industry and Market Data

In this presentation, we rely on and refer to information and statistics regarding market participants in the sectors in which Waitr competes and other industry data. We obtained this information and statistics from third-party sources, including reports by market research firms, and company filings.

## Historical and Projected Financial Information

The historical financial information contained herein has been prepared on a cash basis and not in accordance with generally accepted accounting principles ("GAAP"), has not been audited, reviewed, compiled or been subject to any procedures by any independent auditors and actual historical financial information could differ materially from the information contained herein.

This presentation contains financial forecasts, including with respect to Waitr's gross food sales and revenue for Waitr's fiscal years 2018-2020. These financial forecasts were prepared in good faith by Landcadia and Waitr on a basis believed to be reasonable. Such financial forecasts have not been prepared in conformity with GAAP. Neither Landcadia's nor Waitr's independent auditors have audited, reviewed, compiled or performed any procedures with respect to the projections for the purpose of their inclusion in this presentation, and accordingly, neither of them expressed an opinion nor provided any other form of assurance with respect thereto for the purpose of this presentation. These projections are for illustrative purposes only and should not be relied upon as being necessarily indicative of future results. Certain of the above-mentioned projected information has been provided for purposes of providing comparisons with historical data. The assumptions and estimates underlying the prospective financial information are inherently uncertain and are subject to a wide variety of significant business, economic and competitive risks and uncertainties that could cause actual results to differ materially from those contained in the prospective financial information. Projections are inherently uncertain due to a number of factors outside of Waitr's control. Accordingly, there can be no assurance that the prospective results are indicative of future performance of Waitr or the combined company after the Business Combination or that actual results will not differ materially from those presented in the prospective financial information. Inclusion of the prospective financial information in this presentation should not be regarded as a representation by any person that the results contained in the prospective financial information will be achieved.

## Trademarks

As of the date of this presentation, Waitr had two trademarks registered in the United States, including "Waitr." This presentation may contain trademarks, service marks, trade names and copyrights of other companies, which are the property of their respective owners. Solely for convenience, the trademarks, service marks, trade names and copyrights referred to in this presentation are listed without the TM, SM, ® and © symbols, but Waitr will assert, to the fullest extent under applicable law, its rights or the rights of the applicable owners, if any, to these trademarks, service marks, trade names and copyrights.

## Today's Presenters

- Tilman J. Fertitta
  - Landcadia Holdings, Inc. Co-Chairman and Chief Executive Officer
- Steven L. Scheinthal
  - Landcadia Holdings, Inc. Vice President, General Counsel and Secretary
- Chris Meaux
  - Waitr, Inc. Founder & Chief Executive Officer
- Dave Pringle
  - Waitr, Inc. Chief Financial Officer



- ✓ Restaurant ordering and food delivery technology platform
- ✓ Massive underpenetrated market
- ✓ Tremendous organic growth
- ✓ Actionable acquisition opportunities to drive scale
- ✓ Great customer experience and differentiated value proposition for restaurant partners
- ✓ Capital efficient model with strong unit economics – with a proven track record
- ✓ Significant operating leverage on par with industry leaders
- ✓ Highly complementary with Landcadia's sponsors

## Landcadia Brings Industry Expertise And Strong Sponsorship

- ✓ Access to Tilman J. Fertitta and the Landry's management team
- ✓ Immediate access to restaurants to seed new growth markets
- ✓ Promotion of Waitr as a delivery partner within Fertitta's portfolio of over **4 million** loyalty members across Landry's restaurants and Golden Nugget Casinos
- ✓ Tilman J. Fertitta will drive elevated media exposure nationally and in strategic markets for Waitr
- ✓ Partnership with NBA Houston Rockets - over **9 million** Facebook followers alone



LANDRY'S  
SEAFOOD HOUSE



CADILLAC  
MEXICAN KITCHEN & TEQUILA BAR

LILLIE'S  
NOODLES • ASIAN CUISINE • BUBBLES

Grotto

NOW AVAILABLE

— with —



WAITR.



GoldenNuggetLC.com



## Summary Transaction Terms\*

(\$ and shares in millions, except per share values)

### Transaction Terms

- Pro-forma enterprise value of \$388 million
  - Implied 2018E revenue multiples of 6.0x - 6.5x<sup>(1)</sup>
  - Implied 2019E revenue multiples of 3.0x - 3.2x<sup>(2)</sup>
- \$158 million of cash to fund growth initiatives and for general corporate purposes
- Existing Waitr owners receive total consideration of \$308 million<sup>(3)</sup>
  - Transaction consideration includes \$75 million of cash and 22.5 million of shares in Landcadia at close<sup>(4)</sup>

### Pro-Forma Illustrative Enterprise Value at Close

Pro-Forma Shares Outstanding	54.5
LCA Illustrative Price per Share	\$10.00
Equity Value	\$545.4
Less: Pro Forma Cash	157.8
<b>Pro-Forma Enterprise Value</b>	<b>\$387.6</b>

\* The information on this slide assumes no redemptions by Landcadia's public stockholders.

(1) Assumes 2018E net revenue (excl. gratuity) of \$60M - \$65M.

(2) Assumes 2019E net revenue (excl. gratuity) of \$120M - \$130M.

(3) Represents the maximum amount of cash. Includes gross cash in trust without excluding income taxes payable per 3/31 balance sheet. Minimum cash consideration is \$50.0M less the aggregate Waitr convertible note cash out amount, less the aggregate cash amount payable to the non-accredited Waitr stockholders. The total number of shares outstanding will increase as the cash to existing shareholders decreases.

(4) Approximately 793,000 unvested options of Waitr will be rolled over into new options issued by Landcadia.

(5) Includes 638,561 shares owned by Landcadia's sponsors as of December 31, 2017 or 1.2% of the pro forma entity.

### Sources & Uses

Sources of Funds	
Landcadia Cash	\$252.8 <sup>(5)</sup>
Waitr Rollover Equity	225.0
<b>Total Sources</b>	<b>\$477.8</b>
Uses of Funds	
Cash to existing Waitr Shareholders	\$75.0
Fund Balance Sheet	157.8
Waitr Rollover Equity	225.0
Estimated Fees & Expenses	20.0
<b>Total Uses</b>	<b>\$477.8</b>

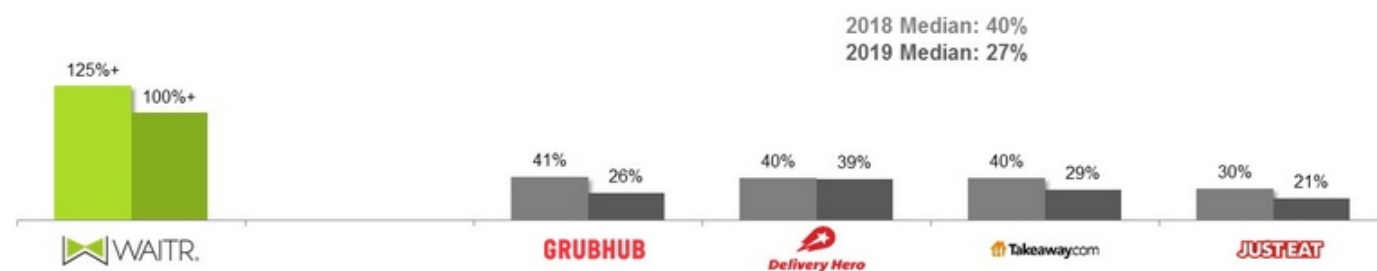
### Illustrative Post-Transaction Ownership Breakdown

Pro Forma Ownership - Fully Diluted		%
LCA Shares	25.0 <sup>(5)</sup>	46%
Waitr Rollover Shares	22.5	41%
LCA Founder Shares	6.3	11%
Waitr Unvested Options	0.8 <sup>(4)</sup>	1%
<b>Total Shares Outstanding</b>	<b>54.5</b>	

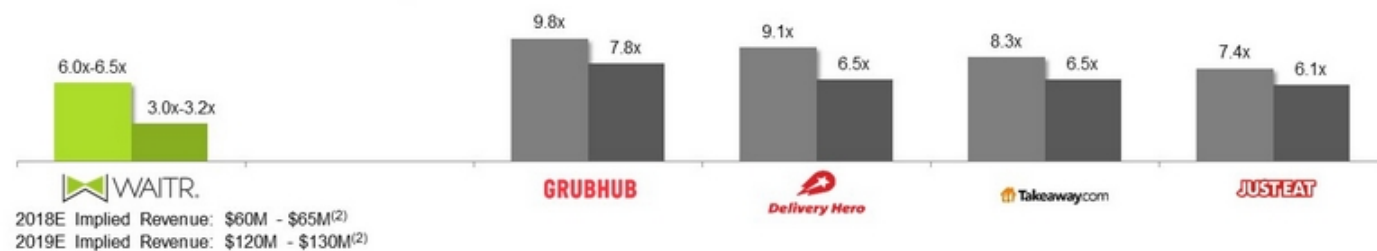
## Comparable Company Benchmarking

### Operating and Trading Metrics

#### 2018E & 2019E Revenue Growth



#### 2018E & 2019E Revenue Multiple<sup>(1)</sup>



Source: Company filings and Capital IQ as of 5/15/18.  
(1) Waitr multiples assume a pro forma enterprise value at close of \$387.6M.  
(2) Net revenue excludes gratuity.

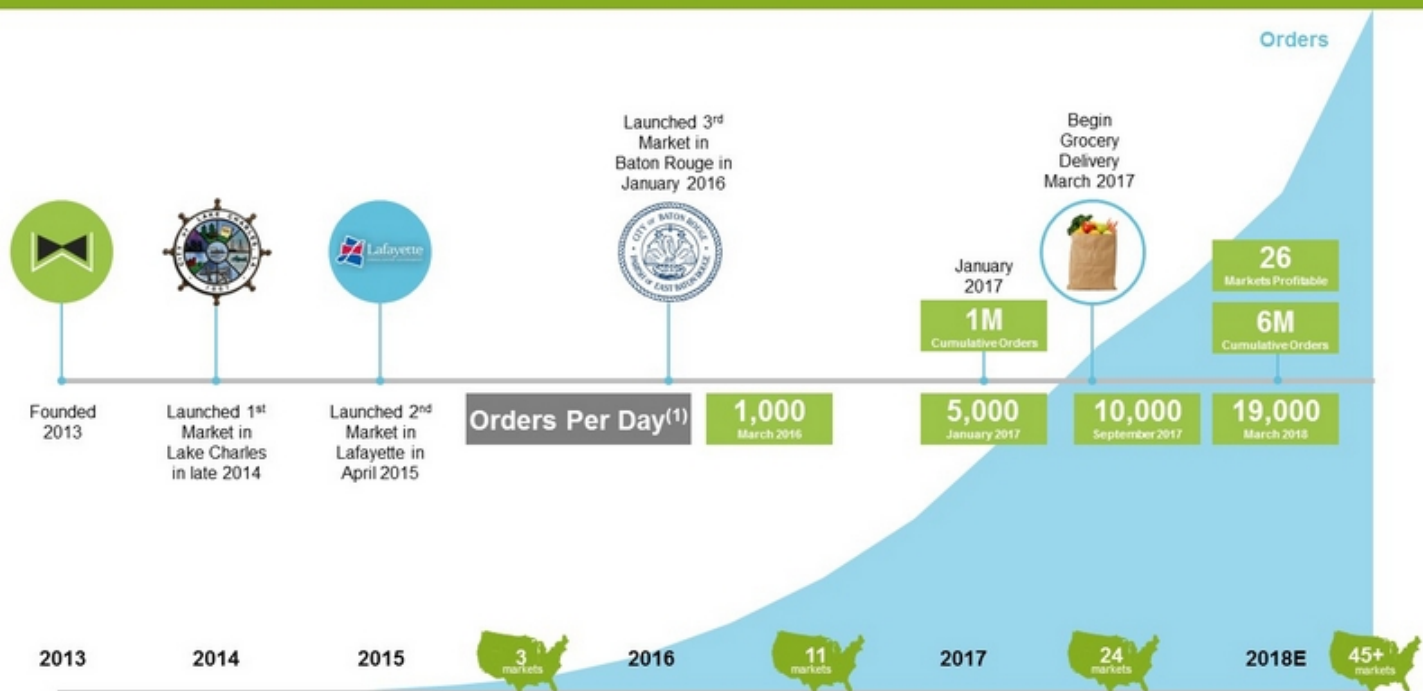




## **Company Overview**

---

# Waitr Has Accomplished A Great Deal In A Short Period Of Time



(1) Monthly average.

## Waitr Investment Highlights



1

Massive Restaurant Delivery Market Is Underpenetrated And Moving Online

2

Leading Position In Our Current Markets With A Marketplace Model And Proven Expansion Strategy

3

Strong Value Proposition To Customers And Restaurants

4

Powered By A Differentiated Proprietary Technology Platform

5


High Growth Business Model Built In A Capital Efficient Manner

6

Partnership With Landcadia Is Expected To Accelerate Growth And Entrench Competitive Positioning

# Massive Restaurant Delivery Market Is Underpenetrated And Moving Online

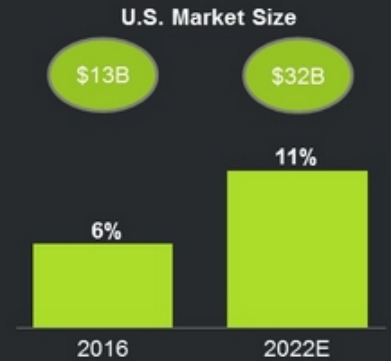
## Consumers Are Moving Online...



Source: Wall Street Research.  
(1) Includes drive-thru.

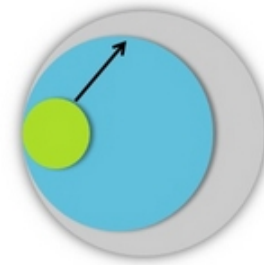
## ...With Restaurants Following Suit...

Online Restaurant Delivery Is Expected To Double



Online Restaurant Delivery Revenue As A % Of Total Restaurant Industry Off-Premise<sup>(1)</sup>

## ...Creating A Massive Addressable Market



**\$13B** Current U.S. Online Restaurant Delivery

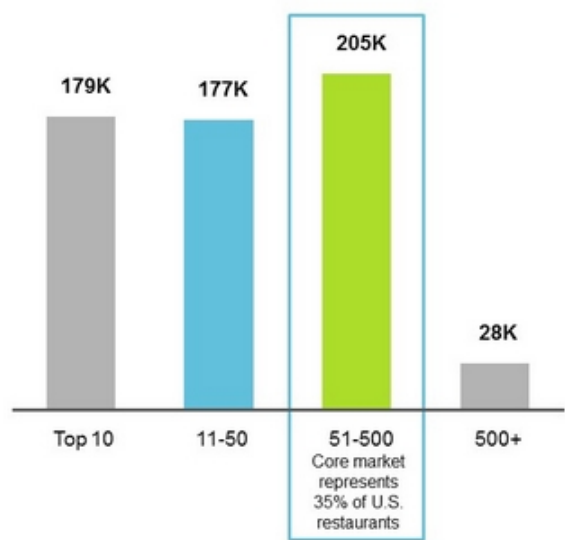
**\$220B** Total U.S. Restaurant Industry Off-Premise<sup>(1)</sup>

**\$520B** Total U.S. Restaurant Industry

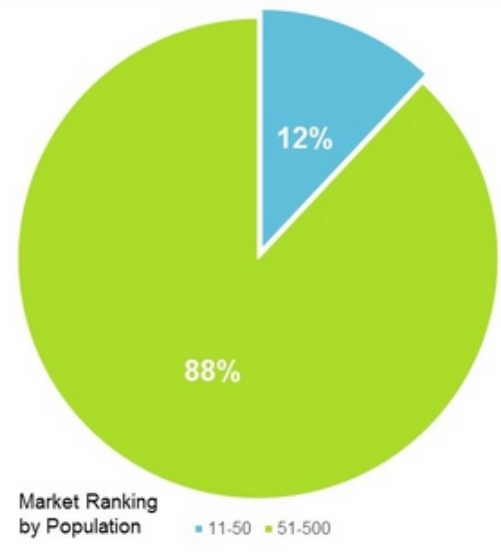
# Waitr Focuses On A Massive Underserved Market

## Waitr Targets Underserved Tier Two and Three Markets

Number of U.S. Restaurants By Market Population<sup>(1)</sup>



## Restaurants On Waitr's Platform By Market Population Rank



(1) Source: U.S. Census Bureau, Bureau of Labor Statistics.

## Waitr's Marketplace Platform Connects Consumers And Restaurants

### Consumers

- ✓ Discovery
- ✓ Convenience
- ✓ Personalization

**541K+**  
Active Diners<sup>(1)</sup>



### Restaurants

- ✓ Higher Average Order Value And Incremental Orders
- ✓ Deep Restaurant Integration
- ✓ Rich Customer Data

**4,700+**  
Restaurants Under Contract<sup>(2)</sup>

### Drivers

- ✓ Primarily W-2 Employees With Scheduled Hours

**5,800+**  
Active Drivers<sup>(3)</sup>

(1) Diners who have placed an order over the past 12 months as of Q1 2018.  
(2) As of 4/16/18.  
(3) Number of drivers who were active in Q1 2018.

## Supporting Waitr's Restaurant Customers: Its Drivers



**Every driver** interviewed in-person with city team

**Background-checked**, trusted partners

**Ability to schedule** and optimize performance

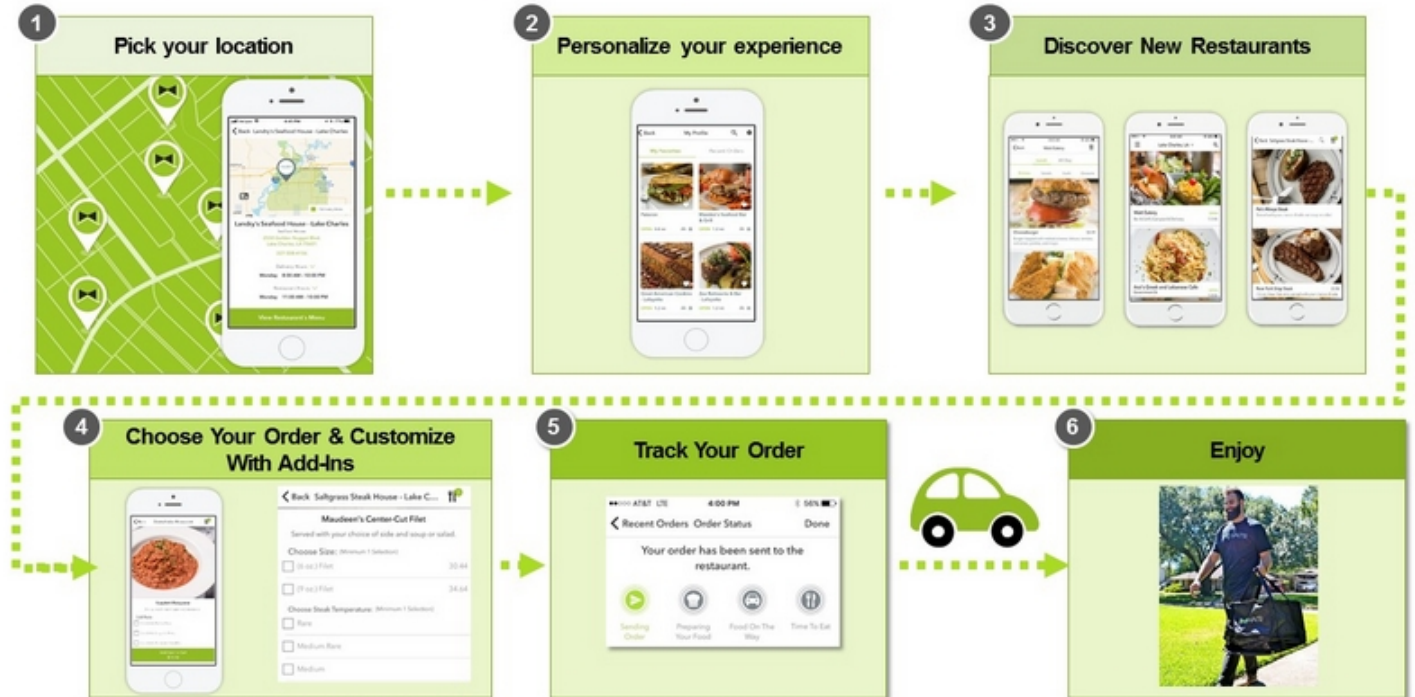
**Quality control** for demeanor, appearance, safety

**Readily identifiable** and uniformed

**Stable jobs** enhance reputation in community



## Waitr Has Created A Great Consumer Experience For Online Discovery And Ordering



## Delivering A Differentiated Experience For Restaurants

### Partnership Focused Restaurant Experience

- ✓ Upfront restaurant investment
- ✓ Menu onboarding & photography
- ✓ In-market local team support

### Attractive Pricing For Restaurants

- ✓ Most attractive transaction pricing
  - 15% commission versus ~30% at competitors
- ✓ ~2 – 4 week restaurant payback on upfront investment

### Partner Marketing To Restaurants

- ✓ Access to our marketing resources
- ✓ In-store marketing collateral
- ✓ Actionable data insights & analytics

### Customer Service And Driver Relationships

- ✓ Dedicated restaurant support
- ✓ Live consumer support
- ✓ Professionally branded drivers

### Substantial Uplift For Waitr's Restaurant Partners

**1.8x more sales  
per restaurant<sup>(1)</sup>**

Market Cohorts Three Years on  
Platform vs One Year on Platform

(1) For period Q1 2018.

## A Growing List Of Leading Restaurant Partners

Waitr is Focused on Serving  
Local Independent Restaurants

And Supports Regional and  
National Chains and Franchises



4,700+

Restaurants Under Contract



Note: As of 4/16/18.

## How Waitr Launches And Grows New Markets



## New Market Opportunities

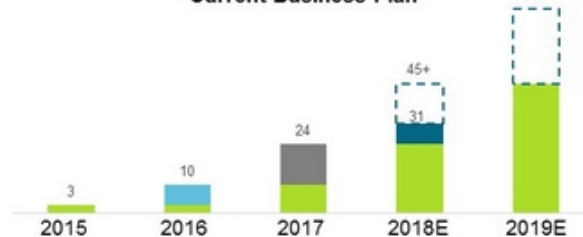
*~200 New Markets Identified within this Footprint*



Note: As of Q1 2018.

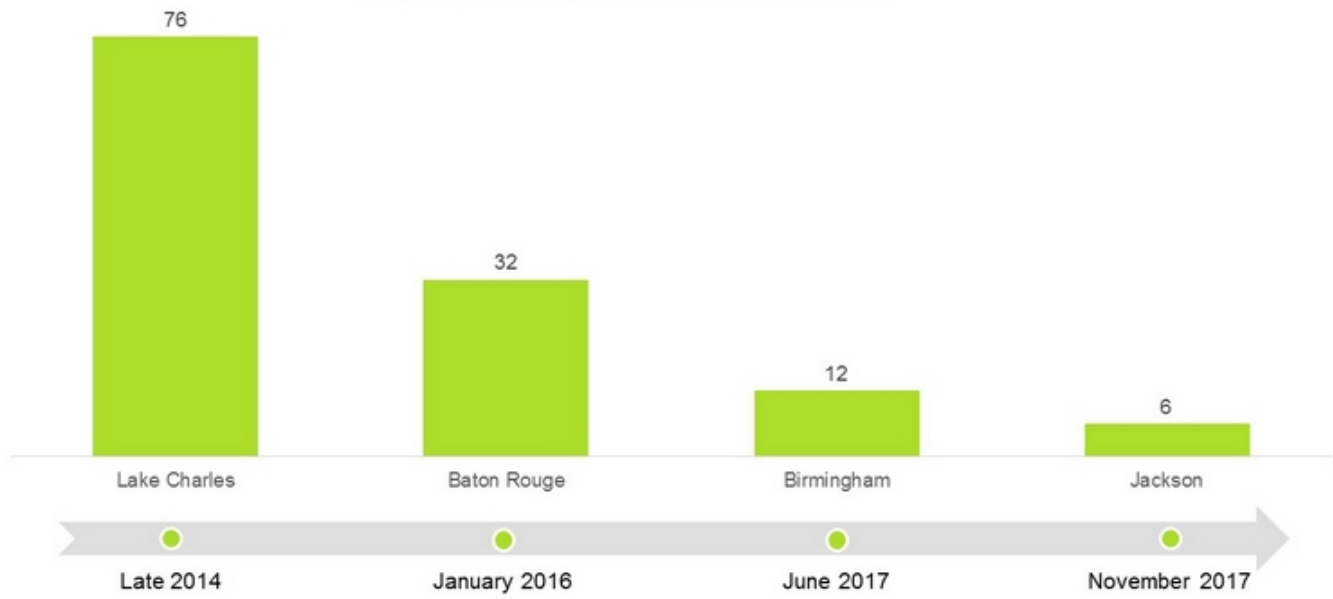
- ✓ **Proximity:** 11 states with major interstate connectivity, 105 million people, 32% of US addressable population
- ✓ **Population Size:** 50,000 - 750,000
- ✓ **Tip Credit:** many states count tips toward wages
- ✓ **Competitive Presence:** focus on the underserved market in secondary and tertiary cities
- ✓ **Other Factors:**
  - Leverage Waitr Restaurant Partner Network
  - Restaurant Spending per Capita

**Total Number of Markets Served by Year:  
Current Business Plan**



## Improving Launches In New Markets

Days to reach 1,000 Cumulative Orders

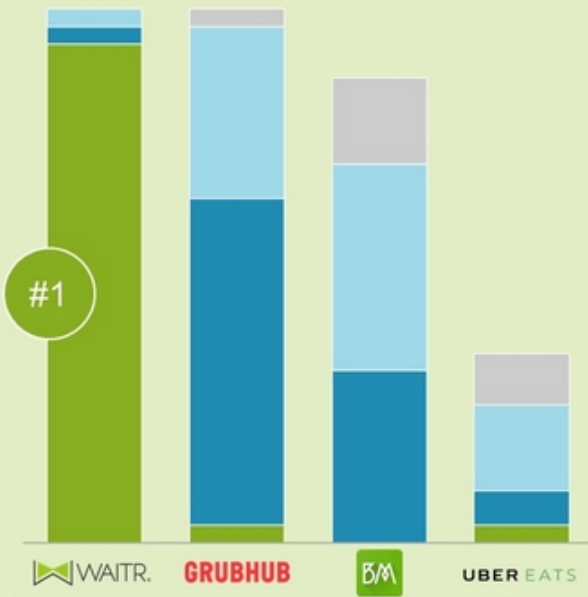


Note: Date shown below market represents date launched.

# Waitr Is Winning Versus The Competition

Market Rank by Number of Restaurants on Platform in Each Market

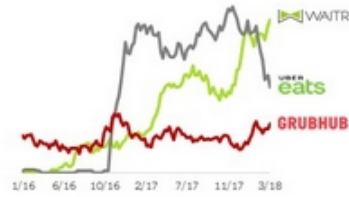
#1 #2 #3 #4+



Note: Defined by the number of restaurants served by Company in market vs. Grubhub, UberEats and BeyondMenu. Based on company websites.

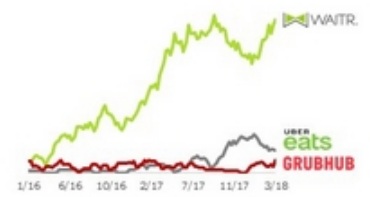
Google Trends Web Search Interest

New Orleans, LA



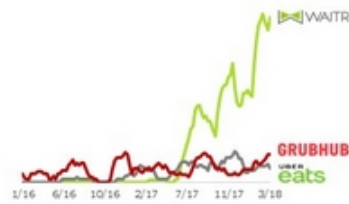
Launched July 2016

Baton Rouge, LA



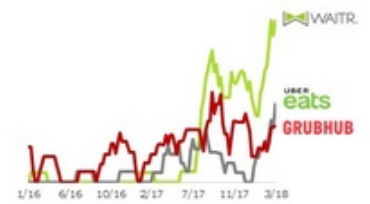
Launched January 2016

Mobile, AL / Pensacola, FL



Launched June 2017

Little Rock, AR



Launched July 2017

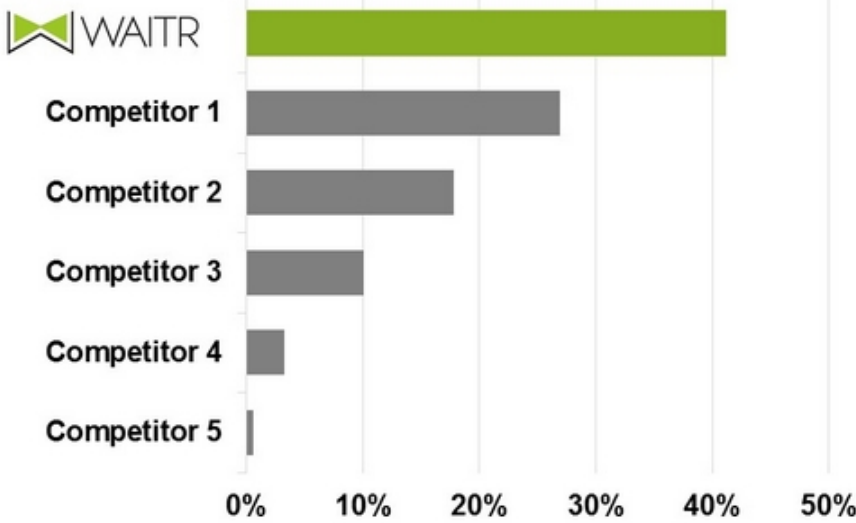
Source: Google Trends. Note: Shown as 6-week moving average; information from 1/1/2016 through 3/31/2018.



# Waitr Outperforms The Competition

## Market Share

Share of April 2018 sales in cities where Waitr operates



## Average Monthly Customer Retention<sup>(1)</sup>

75%+ outperformance versus competition

WAITR : 30%

Industry<sup>(2)</sup> Average : 17%

Source: Second Measure.

(1) Weighted average one year monthly customer retention for customers who made their first purchase with each company between April 2016 and May 2017.

(2) Industry includes top five competitors that overlap with Waitr's markets.

## Experienced Founder-Led Management Team



**Chris Meaux**  
Co-Founder & Chief Executive Officer



**Dave Pringle**  
Chief Financial Officer



**Joe Stough**  
Chief Strategy Officer



**Sonny Mayugba**  
Chief Marketing Officer



**Travis Boudreaux**  
Director of Software Engineering



**Manuel Ramirez**  
Co-Founder, Chief Architect



**Evan Diaz de Arce**  
Co-founder, Finance



**Tyson Queen**  
Director of Sales & Marketing



**Coco Pahl**  
Head of Product



**Addison Killebrew**  
Co-founder, Chief Innovation Officer





## **Financial Highlights**

---

## Waitr Financial Highlights

1

Massive Growth Continues **160%+** Q1 2018 Year-Over-Year Gross Food Sales<sup>(1)</sup> Growth

2

Proven Market Economics and Marketplace Model With Positive Contributions in **26 of 31** Markets

3

Strong Gross Profit with **30%+** Gross Margin to Net Revenue<sup>(2)</sup>

4

Proven Customer Return On Investment With **Over 10x** Lifetime Value<sup>(3)</sup> / Customer Acquisition Cost

5


Capital Efficient Business Model With Only **~\$26M** In Capital Raised To Date

Note: As of Q1 2018.

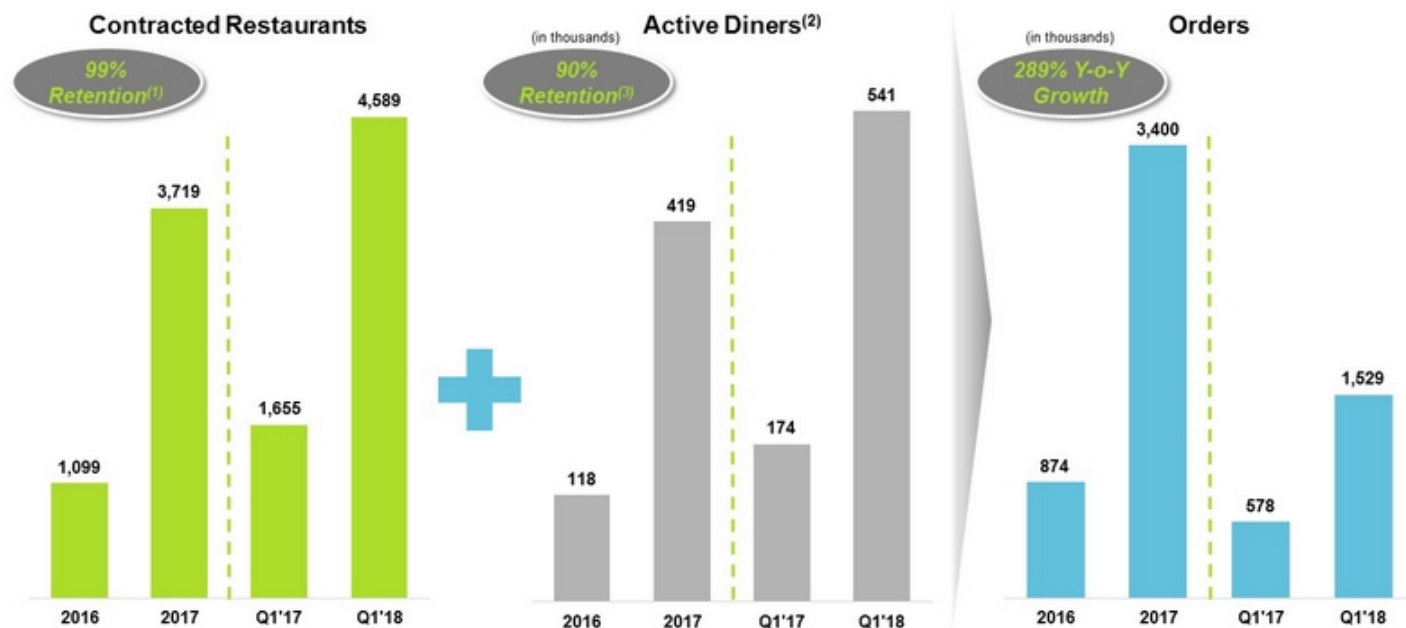
(1) Gross Food Sales is equal to food receipts, plus taxes, prepaid gratuities, delivery fees, and upcharge.

(2) Net revenue excludes gratuity payments.

(3) On a net revenue basis.



## Rapid Growth And Scale

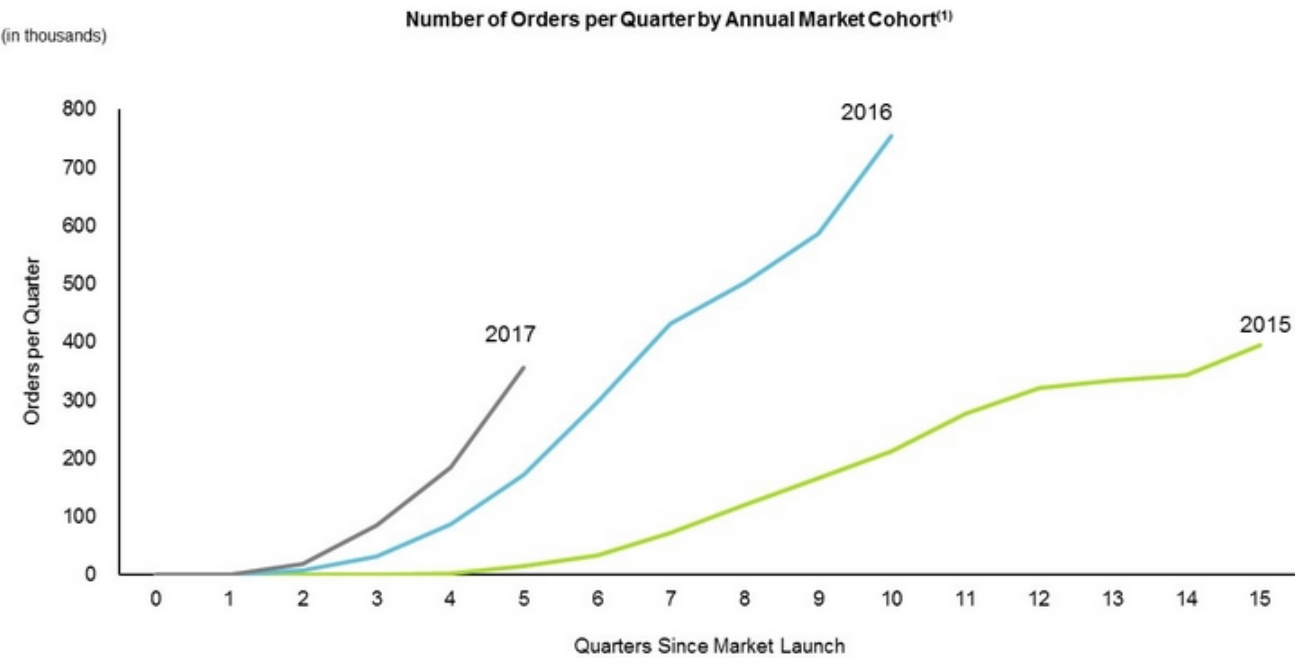


(1) Restaurant retention calculated using historical restaurant churn since inception. Excludes restaurant closures.

(2) Diners who have placed an order over the past 12 months.

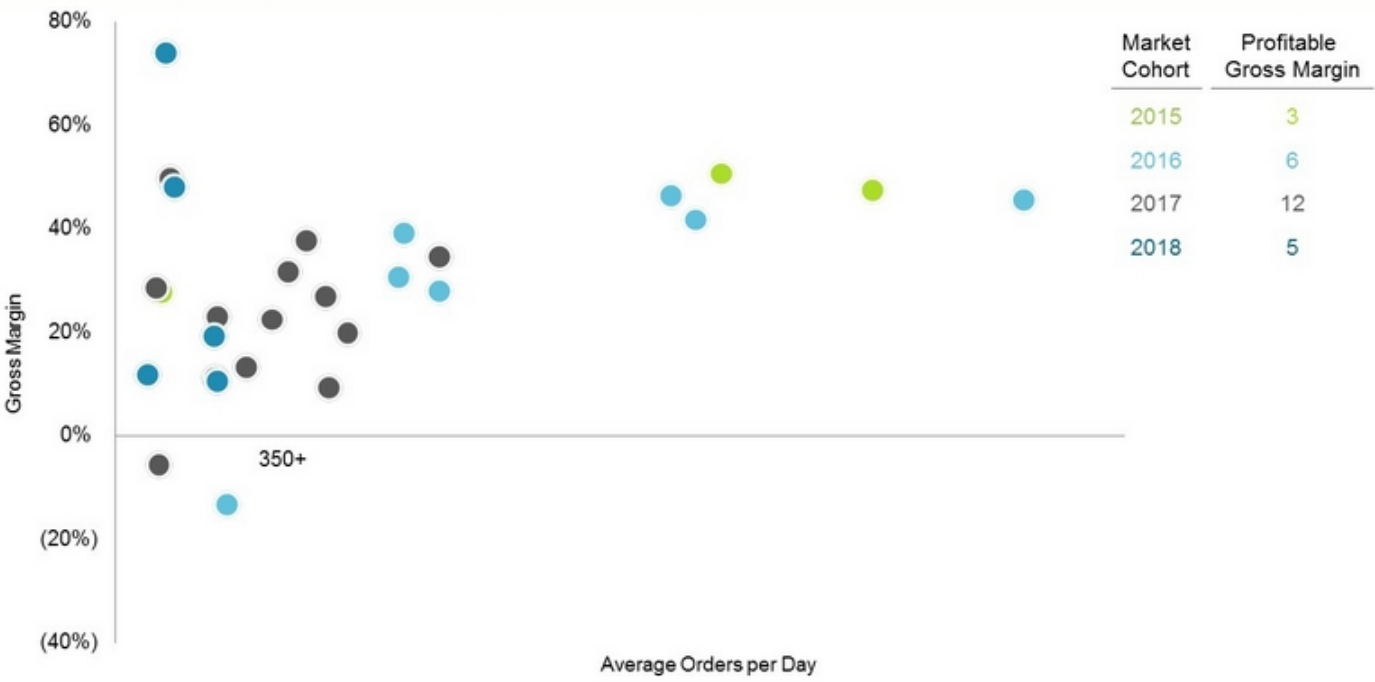
(3) Diner retention is quarterly as of Q1 2018.

# Continued Improvements In Market Cohorts



(1) Annual market cohort refers to all markets established by Waitr in a respective year.

# Proven Market Contribution – Gross Margin



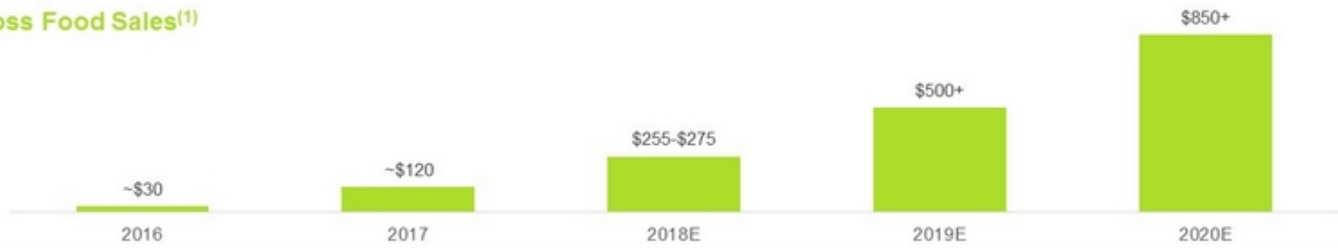
Note: YTD as of Q1 2018; Gross Margin defined as gross profit / adjusted net revenue (excluding pass through gratuity). Cost of sales primarily consists of driver costs, payroll and expenses for city-level teams and credit card processing fees.



## High Growth Profile

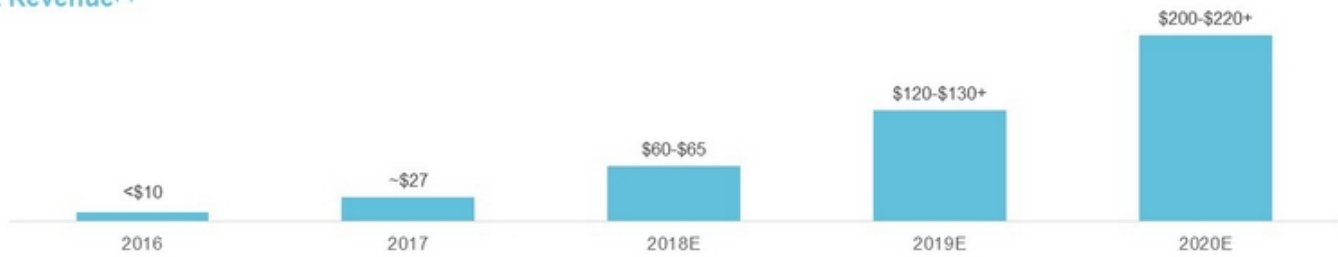
(\$ Millions)

### Gross Food Sales<sup>(1)</sup>



Gross Food Sales Growth:	2016-2017	2017-2018E	2018E-2019E	2019E-2020E
	275%+	110%+	90%+	70%+

### Net Revenue<sup>(2)</sup>



Net Revenue Growth:	2016-2017	2017-2018E	2018E-2019E	2019E-2020E
	170%+	125%+	100%+	~70%+

(1) Gross Food Sales is equal to food receipts, plus taxes, prepaid gratuities, delivery fees, and upcharge.

(2) Net revenue excludes gratuity payments.

## Q1 Update

(\$ Millions)

### Gross Food Sales<sup>(1)</sup>



Number of Restaurants	1,099	3,719	4,589	~5,500
Number of Orders	874 thousand	3.4 million	6.1 million	7.2 - 7.7 million
Number of Markets	10	24	31	45+

(1) Gross Food Sales is equal to food receipts, plus taxes, prepaid gratuities, delivery fees, and upcharge.  
 (2) Run rate gross food sales and orders calculated as Q1 2018 actual numbers multiplied by four.